



## SECTION 3 : Frame Options

### Wall Mounts

STANDARD (28mm)

RECESSED+

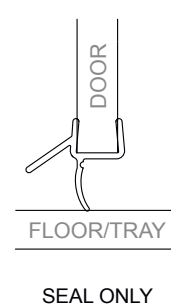
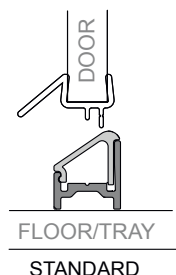
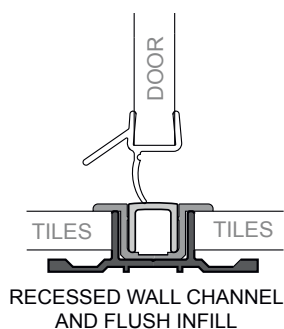
MINIMAL (11mm)+

### Threshold

RECESSED+

STANDARD

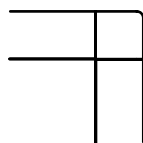
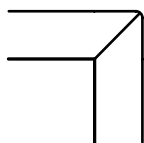
NONE \*\*\*



### Dwarf Wall Frames

MITRED CORNER

FRAME CONNECTOR



*(We recommend the Measure and Fit service see section 4)*

+ Measure and Fit service required. See section 4.

\*\* With seal for splash protection only

## SECTION 4 : Measure and Fit

Please tick if Measure and Fit required:

Measure and Fit

Measure Only

Fit Only

Where angled glass or cut-outs are required we recommend using a professional glass measuring and fitting service, which we may be able to provide on request. Guidelines for Measure and Fit Prices are listed on the page inside the back cover of our EauZone Plus brochure, however these are liable to change dependent on site conditions and any changes made to setups selected above.

*(If ticked please proceed to Section 6)*

## SECTION 5 : Providing Your Own Measurements

Standard Height  OR Special Height  \_\_\_\_\_mm

Please provide measurements for either i) OR ii):

i) For fit between two tiled walls, measurement from tile to tile \_\_\_\_\_mm

OR

Installed on shower tray  Installed on to a tiled floor

*If installed on shower tray please give below measurements to edge of tray in each case. The glass will sit approximately 6mm back from the shower tray edge.*

ii) For fit with side panel, measurement across front (tile to front corner location) \_\_\_\_\_mm  
measurement from back wall tile to front corner location \_\_\_\_\_mm

- Please provide a drawing in all cases indicating widths of panels and door required. If any of your panel or door width measurements are required to be absolutely exact, please highlight this by writing EXACT underneath the measurement concerned on your drawing.

Please indicate on your drawing where walls are out of plumb and the shower tray or floor is not level. Please show clearly how far in millimetres they are out and indicate with arrows which way they are leaning.

The Professionals area on our website provides templates for your measurements. Measurements can be supplied in drawing form, electronic CAD files or as a template.

## SECTION 6 : Signature

- Please note special sizes cannot be cancelled once the order has been processed. To confirm your order and any measurements provided please sign below and return to your Matki retailer.

Customer Signature: \_\_\_\_\_

Printed Name: \_\_\_\_\_

Date: \_\_\_\_\_